

Prefix K = Satin Finish Prefix M= Mirror Finish

In co-operation with Moeller Electric, Lasnek has developed and designed a range of stainless steel isolators suitable for installations requiring IP65 protection. Available in 3 individual versions, each isolator is manufactured using 304 - 1.4301 1.2mm / 18 gauge satin finish stainless steel.

Ideally suited for direct installation where hygiene, aesthetics and corrosion are of primary concern each isolator is available complete in either 20, 25, 32, or 63 Amp 3 pole ratings with the option of 6 pole configuration up to 63 Amps.

Standard Features:

Version 1, 2 & 3

- **Material:** 304 - 1.4301 1.2mm / 18 gauge
- **Finish:** Satin 180 - 220 grit
Mirror - Electro polish
- **Protection:** IP65
- **Construction:** Fully welded c/w DIN rail captive screws and earth connections
- **Disconnect Switch:** Fitted - red and yellow
- **Mounting:** Choice of plate or stand off brackets


Versions 4 & 5


- **Material:** 304 - 1.4301 1.5mm / 16 gauge
- **Finish:** Satin 180 - 220 grit
- **Protection:** IP65
- **Construction:** Shroud fully welded c/w DIN rail
Captive Screws and earth connections
Apex versions with a 15 Degree top
- **Disconnect Switch:** Fitted - red and yellow lockable handle

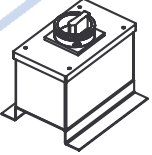
Options Available:


- **Disconnect Switch:** Alternative manufacturers and sizes on request
Black lockable handle
- **Material:** 316L - 1.4404 Satin finish

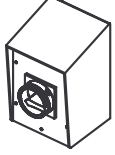
ISOLATOR BOXES C/W ISOLATORS

Version 1 - Standard Enclosure	Size - mm	
	HxWxD	Ref.
	170x100x100	KIB1-P-X-3P-20A
	170x100x100	KIB1-P-X-3P-25A
	170x100x100	KIB1-P-X-3P-32A
	285x185x130	KIB3-P-X-3P-63A

Version 2 - Enclosure with Brackets	Size - mm	
	HxWxD	Ref.
	170x100x100	KIB1-W-X-3P-20A
	170x100x100	KIB1-W-X-3P-25A
	170x100x100	KIB1-W-X-3P-32A
	285x185x130	KIB3-W-X-3P-63A

Version 3 - Enclosure with 25mm Raised Bracket	Size - mm	
	HxWxD	Ref.
	170x100x100	KIB1-T-X-3P-20A
	170x100x100	KIB1-T-X-3P-25A
	170x100x100	KIB1-T-X-3P-32A
	285x185x130	KIB3-T-X-3P-63A

Version 4 - Enclosure - Shroud Box	Size - mm	
	HxWxD	Ref.
	170 x 130 x 100	KIBS1-P-X-3P-20A
	170 x 130 x 100	KIBS1-P-X-3P-25A
	170 x 130 x 100	KIBS1-P-X-3P-32A
	285 x 185 x 130	KIBS3-P-X-3P-63A

Version 5 - Enclosure - Shroud Box - Sloping Top	Size - mm	
	HxWxD	Ref.
	170 x 130 x 100	KIBS1-P-X-3P-20A-S15
	170 x 130 x 100	KIBS1-P-X-3P-25A-S15
	170 x 130 x 100	KIBS1-P-X-3P-32A-S15
	285 x 185 x 130	KIBS3-P-X-3P-63A-S15

Auxillary for Above -	Ref.
N/O + N/C Auxillary contact 25A and above	HI 11-P1/P3Z
Neutral or 4th pole contact block for 25/32A Units*	N-P1Z
Neutral or 4th pole contact block for 63A Units*	N-P3Z

*Fully rated late make/early break