

TERMINAL AND PUSH BUTTON BOXES

Available from stock the Lasnek range of IP65 terminal and push button boxes are ideally suited for use in the food, beverage and pharmaceutical industries.

Fabricated from 1.2mm / 304 - 1.4301 or 1.2mm 316L 1.4404 stainless steel in either satin or mirror finish, boxes are designed to accept either 22.5mm or 30.5mm pushbuttons / indicators. To ensure total customer flexibility, standard sizes and configurations can be designed to individual requirements.

Standard Features:

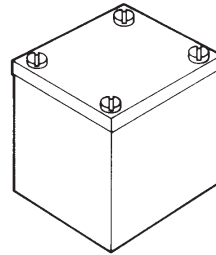
- n **Material:**
316L - 1.4404 1.2mm
- n **Finish:** Satin 220 grit
Mirror (304)
- n **Protection:** IP65
- n **Construction:** Fully welded c/w earth studs
- n **Switch plate:** Galvanised

Options Available:

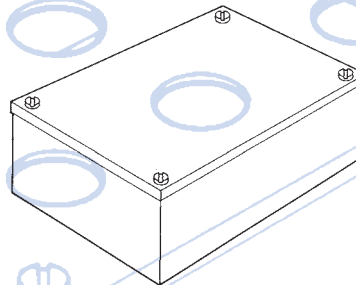
- n **Dimensions:** Customer specific on request
- n **Fixings:** External wall plates
Internal: DIN rail

TERMINAL AND PUSH BUTTON BOXES TO IP65

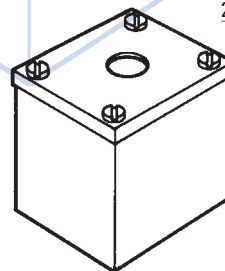
Terminal Box	H x W x D mm	304 Satin Ref.	304 Mirror Ref.	316L Satin Ref.
	100x100x50	KTB-01	MTB-01	JTB-01
	175x100x50	KTB-02	MTB-02	JTB-02
	175x175x50	KTB-03	MTB-03	JTB-03
	100x100x85	KTB-04	MTB-04	JTB-04
	175x100x85	KTB-05	MTB-05	JTB-05
	225x100x85	KTB-06	MTB-06	JTB-06



Terminal Box with Switch Mounting Plate	H x W x D mm	304 Satin Ref.	304 Mirror Ref.	316L Satin Ref.
	175x175x85	KTB-07	MTB-07	JTB-07
	225x175x85	KTB-08	MTB-08	JTB-08
	225x225x85	KTB-09	MTB-09	JTB-09
	275x225x85	KTB-10	MTB-10	JTB-10
	275x275x85	KTB-11	MTB-11	JTB-11
	225x225x125	KTB-12	MTB-12	JTB-12
	275x225x125	KTB-13	MTB-13	JTB-13
	275x275x150	KTB-14	MTB-14	JTB-14
	375x225x150	KTB-15	MTB-15	JTB-15
	375x275x150	KTB-16	MTB-16	JTB-16

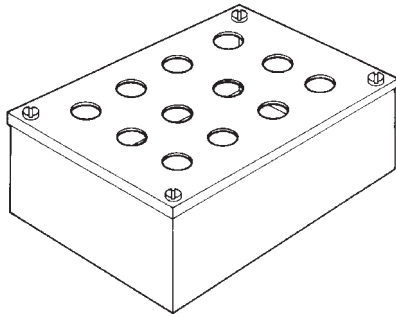


Push Button Box - Lid 22.5mm Hole	H x W x D mm	304 Satin Ref.	304 Mirror Ref.	316L Ref.
	100x100x85	KPB-01-22	MPB-01-22	JPB-01-22
	175x100x85	KPB-02-22	MPB-02-22	JPB-02-22
	225x100x85	KPB-03-22	MPB-03-22	JPB-03-22
	175x175x85	KPB-04-22	MPB-04-22	JPB-04-22
	225x175x85	KPB-06-22	MPB-06-22	JPB-06-22
	225x225x85	KPB-09-22	MPB-09-22	JPB-09-22
	275x225x85	KPB-12-22	MPB-12-22	JPB-12-22
	275x275x85	KPB-16-22	MPB-16-22	JPB-16-22



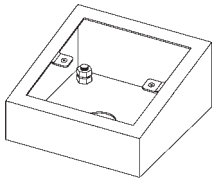
TERMINAL & PUSH BUTTON BOXES

Push Button Box - Lid 30.5mm Hole	H x W x D mm	304 Satin Ref.	304 Mirror Ref.	316L Satin Ref.
	100x100x85	KPB-01-30	MPB-01-30	JPB-01-30
	175x100x85	KPB-02-30	MPB-02-30	JPB-02-30
	225x100x85	KPB-03-30	MPB-03-30	JPB-03-30
	175x175x85	KPB-04-30	MPB-04-30	JPB-04-30
	225x175x85	KPB-06-30	MPB-06-30	JPB-06-30
	225x225x85	KPB-09-30	MPB-09-30	JPB-09-30
	275x225x85	KPB-12-30	MPB-12-30	JPB-12-30
	275x275x85	KPB-16-30	MPB-16-30	JPB-16-30

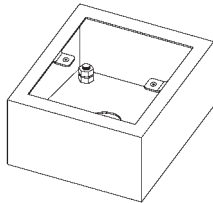


GANG BOXES

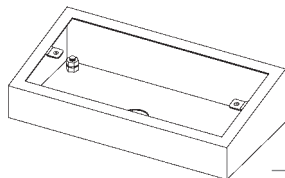
Gang Boxes	H x W x D mm	Ref.
	50(30)x100x100	K01-GANG-PED-CT
	50(30)x100x100	M01-GANG-PED-CT



50x100x100	K01-GANG-SMB-CT
50x100x100	M01-GANG-SMB-CT



50(30)x160x100	K02-GANG-PED-CT
50(30)x160x100	M02-GANG-PED-CT



50x160x100	K02-GANG-SMB-CT
50x160x100	M02-GANG-SMB-CT

