

The 'KM' range of standard electrical trunking and accessories are manufactured to our own design from 1.2mm thick 304 - 1.4301 stainless steel and is suitable for hygienically sensitive areas. All 3 metre lengths are complemented by a complete range of fittings designed with 3 cover configurations for easy installation and access. For specialist requirements such as use in corrosive environments the 'KM' series is also available in 316L - 1.4404 stainless steel for increased protection.

## Standard Features:

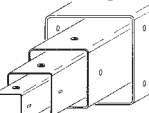
- n Material: 1.2mm 304 - 1.4301 stainless steel
- n Finish: 220 Grit - satin or mirror finish
- n Lengths: 3 Metre - complete with associated coupler and fixings
- n Fittings: Choice of cover configurations - complete with coupler and fixings
- n Dividers: 1.2mm stainless steel complete with top edge return
- n Divider fixing: Universal - complete with bonding tape
- n Accessories: Available for all sizes
- n UL approved : File No. 206295

## Options Available:


- n Material: 316L - 1.4404
- n Dimensions: Bespoke sizes on request

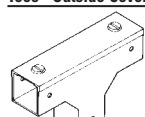


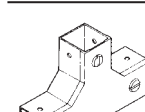
For satin finish prefix length reference number with a 'K'  
For mirror finish prefix length reference number with a 'M'

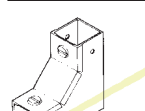
3M Trunking Lengths	W x H	Length Ref.	Divider Ref.
	50 x 50	22-03	X22-03-D
	75 x 75	33-03	X33-03-D
	100 x 100	44-03	X44-03-D
	150 x 100	64-03	X44-03-D
	150 x 150	66-03	X66-03-D

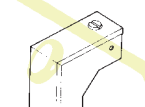
For satin finish prefix fitting reference number with a 'K'  
For mirror finish prefix fitting reference number with a 'M'

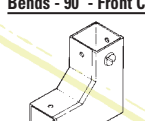
TRUNKING FITTINGS			
Tees - Inside Cover	W x H	Fitting Ref.	Divider Ref.
	50 x 50	22-90	X22-90-D-UNI
	75 x 75	33-90	X33-90-D-UNI
	100 x 100	44-90	X44-90-D-UNI
	150 x 100	64-90	X64-90-D-UNI
	150 x 150	66-90	X66-90-D-UNI


Tees - Outside Cover	W x H	Fitting Ref.	Divider Ref.
	50 x 50	22-91	X22-91-D-UNI
	75 x 75	33-91	X33-91-D-UNI
	100 x 100	44-91	X44-91-D-UNI
	150 x 100	64-91	X64-91-D-UNI
	150 x 150	66-91	X66-91-D-UNI

Tees - Front Cover	W x H	Fitting Ref.	Divider Ref.
	50 x 50	22-92	X22-92-D-UNI
	75 x 75	33-92	X33-92-D-UNI
	100 x 100	44-92	X44-92-D-UNI
	150 x 100	64-92	X64-92-D-UNI
	150 x 150	66-92	X66-92-D-UNI

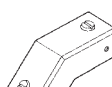
Bends - 90° - Inside Cover	W x H	Fitting Ref.	Divider Ref.
	50 x 50	22-93	X22-93-D-UNI
	75 x 75	33-93	X33-93-D-UNI
	100 x 100	44-93	X44-93-D-UNI
	150 x 100	64-93	X64-93-D-UNI
	150 x 150	66-93	X66-93-D-UNI

Bends - 90° - Outside Cover	W x H	Fitting Ref.	Divider Ref.
	50 x 50	22-94	X22-94-D-UNI
	75 x 75	33-94	X33-94-D-UNI
	100 x 100	44-94	X44-94-D-UNI
	150 x 100	64-94	X64-94-D-UNI
	150 x 150	66-94	X66-94-D-UNI

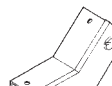
Bends - 90° - Front Cover	W x H	Fitting Ref.	Divider Ref.
	50 x 50	22-95	X22-95-D-UNI
	75 x 75	33-95	X33-95-D-UNI
	100 x 100	44-95	X44-95-D-UNI
	150 x 100	64-95	X64-95-D-UNI
	150 x 150	66-95	X66-95-D-UNI

Elbows - 45° - Inside Cover	W x H	Fitting Ref.	Divider Ref.
	50 x 50	22-16	X22-16-D-UNI
	75 x 75	33-16	X33-16-D-UNI
	100 x 100	44-16	X44-16-D-UNI
	150 x 100	64-16	X64-16-D-UNI
	150 x 150	66-16	X66-16-D-UNI

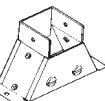
# KM SERIES TRUNKING AND FITTINGS

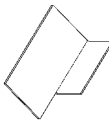
Elbows - 45° - Outside Cover	W x H	Fitting Ref.	Divider Ref.
	50 x 50	22-17	X22-17-D-UNI
	75 x 75	33-17	X33-17-D-UNI
	100 x 100	44-17	X44-17-D-UNI
	150 x 100	64-17	X64-17-D-UNI
	150 x 150	66-17	X66-17-D-UNI

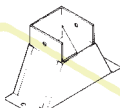


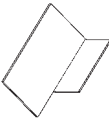
Elbows - 45° - Front Cover	W x H	Fitting Ref.	Divider Ref.
	50 x 50	22-18	X22-18-D-UNI
	75 x 75	33-18	X33-18-D-UNI
	100 x 100	44-18	X44-18-D-UNI
	150 x 100	64-18	X64-18-D-UNI
	150 x 150	66-18	X66-18-D-UNI




Flange Adaptors - Removable Lid	W x H	Ref.	Divider Ref.
	50 x 50	22-25	X22-25-D-UNI
	75 x 75	33-25	X33-25-D-UNI
	100 x 100	44-25	X44-25-D-UNI
	150 x 100	64-25	X64-25-D-UNI
	150 x 150	66-25	X66-25-D-UNI





Flange Adaptors - Fixed Lid	W x H	Ref.	Divider Ref.
	50 x 50	22-26	X22-25-D-UNI
	75 x 75	33-26	X33-25-D-UNI
	100 x 100	44-26	X44-25-D-UNI
	150 x 100	64-26	X64-25-D-UNI
	150 x 150	66-26	X66-25-D-UNI

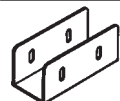


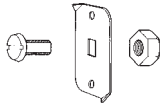
## ACCESSORIES


Side Couplings	W x H	Satin Ref.	Mirror Ref.
	50 x 50	K22-20	M22-20
	75 x 75	K33-20	M33-20
	100 x 100	K44-20	M44-20
	150 x 100	K64-20	M64-20
	150 x 150	K66-20	M66-20

End Caps	W x H	Satin Ref.	Mirror Ref.
	50 x 50	K22-21	M22-21
	75 x 75	K33-21	M33-21
	100 x 100	K44-21	M44-21
	150 x 100	K64-21	M64-21
	150 x 150	K66-21	M66-21

Square Reducers	W x H	Satin Ref.	Mirror Ref.
	75 x 75	K33S**	M33S**
	100 x 100	K44S**	M44S**
	150 x 100	K64S**	M64S**
	150 x 150	K66S**	M66S**

Straight Couplings	W x H	Ref.
	50 x 50	X22-22
	75 x 75	X33-22
	100 x 100	X44-22
	150 x 100	X64-22
	150 x 150	X66-22

Cover Fixing Kits	W x H	Ref.
	50 x 50	X20-23
	75 x 75	X30-23
	100 x 100	X40-23
	150 x 100	XT0-23
	150 x 150	XT0-23

Screw Sets (100)	Size	Ref.
	All	X00-24



\* All dimensions are in mm